

## MSB-JDB (500#) 固体镶嵌自润滑轴承 MSB-JDB (500#) Solid-Lubricant Inlaid Bearing

MSB-JDB自润滑轴承采用高强度铜合金支撑, 镶嵌独有配方的固体润滑剂, 具有耐高温、高负载等特点广泛运用于冶金行业, 船舶工业、矿山机械、石油机械、发电设备等

JDB (500#)Solid-Lubricant Inlaid Bearings is a kind of high-strength copper alloy, which the developed casting techniques are adopted. The solide lubricant used in the bushes is specially compounded. The bushes are heat-resisting and can bear heavy load. Which are widely used in metallurgical industry, mining machine, petroleum machine, generating machine, etc.

种类 Kinds

固体润滑剂(Solid Lubricants)				支撑金属(Base Metal)			
种类 kinds	一般用 General	高温用 High temp	(海)水用 (sea)water 高压用 high pressure	代号 Mark	No.1	No.2	No.4
成份 composition	天然石墨 Natural Graphite 二硫化钼	人造石墨 Artificial Graphite 有色金属 Non ferrous 氧化物 metal oxide	天然石墨 Natural Graphite P.T.E.E 石墨 P.T.E.E Paraffin wax.etc.	材料 Material	HB <sub>2</sub> C <sub>4</sub>	BC <sub>6</sub>	HT250
				应用范围 Main Applications	一般用 General 水中用 water 高压用 High pressure	一般用 General 速度用 speed	高温用 High temp (+400 )

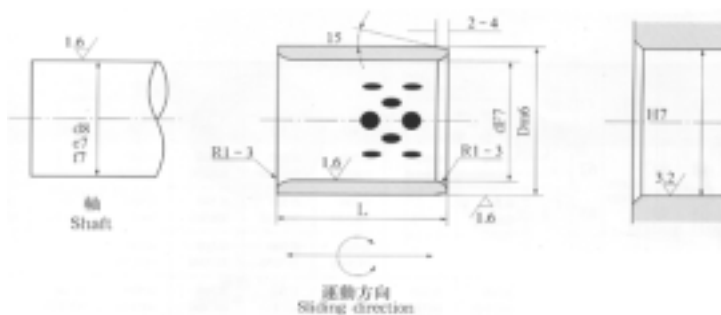
### 机械物理性能 Mechanical Physical Properties

特性 properties		单位Unit	MSB-JDB-NO.1	MSB-JDB-NO.2	MSB-JDB-NO.4
比重	Specific gravity	g/cm <sup>3</sup>	8.2	8.7	7.2
热膨胀率	Thermal expansion ratio	x10 <sup>-5</sup> /	1.6-2.0	1.6-1.8	1.0-1.2
热传导率	Thermal conductivity	cal/sec. .cm	0.09-0.03	0.11-0.15	0.1-0.13
抗压强度	tensile strength	kgf/mm <sup>2</sup>	77 or higher	20 or higher	15 or higher
动击强度	Impact strength	kgfcm/cm <sup>2</sup>	400-500	400-500	20-40
压缩强度	Compressive strength	kgf/mm <sup>2</sup>			45 or higher
硬度	Hardness	HB	210 or higher	235 or higher	180 or higher
弹性系数	Vertical elastic coefficient	x104kg/mm2	100-400	95	100-130
延伸率	Elongation	%	12 or higher	15 or higher	
摩擦系数	Friction coefficient	u(min)		0.03	

### 使用范围 Application Range

种类 kinds	润滑状态 Lubricating Condition	最高负荷 Allowable max. load (kgf/mm2)	最高速度 Allowable max. speed (m/mm)	最高PV值 Allowable max. PV Value (kgf/mm2 · m/min)	温度 Temperature (+ )
JDB-NO.1	无润滑(Non lubrication)	250	15	1,000	250
	定期润滑(Periodical lubrication)	500	15	2,000	常温
	连续润滑(Dripping lubrication)	250	50	1,500	250
	连续润滑(Dripping lubrication)	250	100	2,000	250
JDB-NO.2	无润滑(Non lubrication)	150	25	600	400
	定期润滑(Periodical lubrication)	150	150	1,000	250
	连续润滑(Dripping lubrication)	150	250	2,000	250
JDB-NO.4	无润滑(Non lubrication)	50	15	400	400
	定期润滑(Periodical lubrication)	80	100	800	300
	连续润滑(Dripping lubrication)	80	100	1,000	300

**MSB-JDB(500#)标准轴承**  
Standard Series of MSB-JDB(500#)



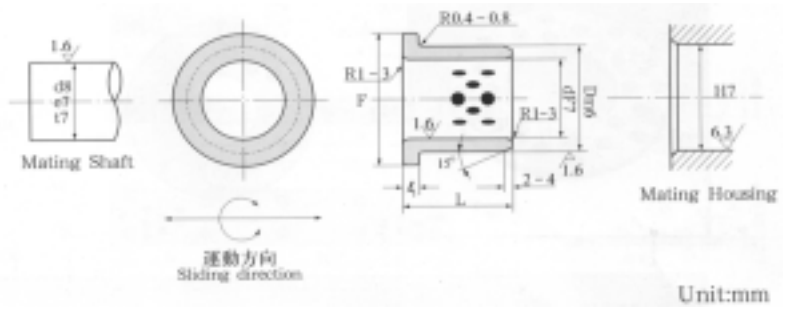
Unit:mm

d	D	IdF7	ODm6		长度 L <sup>-0.10</sup> / <sub>-0.30</sub>														
					8	10	12	15	16	20	25	30	35	40	50	60	70	80	
8	12	8	+0.028 +0.013	12	+0.018 +0.007	No.500 081208	No.500 081210	No.500 081212	No.500 081215										
10	14	10		14		No.500 101408	No.500 101410	No.500 101412	No.500 101415		No.500 101420								
12	18	12	+0.034 +0.016	18	+0.021 +0.008		No.500 121810	No.500 121812	No.500 121815	No.500 121816	No.500 121820	No.500 121825	No.500 121830						
13	19	13		19			No.500 131910		No.500 131915	No.500 131916									
14	20	14		20			No.500 142010	No.500 142012	No.500 142015		No.500 142020	No.500 142025	No.500 142030						
15	21	15		21			No.500 152110	No.500 152112	No.500 152115	No.500 152116	No.500 152120	No.500 152125	No.500 152130						
16	22	16		22			No.500 162210	No.500 162212	No.500 162215	No.500 162216	No.500 162220	No.500 162225	No.500 162230	No.500 162235	No.500 162240				
18	24	18		24				No.500 182412	No.500 182415	No.500 182416	No.500 182420	No.500 182425	No.500 182430	No.500 182435	No.500 182440				
20	28	20		28				No.500 202810	No.500 202812	No.500 202815	No.500 202816	No.500 202820	No.500 202825	No.500 202830	No.500 202835	No.500 202840	No.500 202850		
22	32	22		+0.041 +0.020		32	+0.025 +0.009		No.500 223212	No.500 223215		No.500 223220	No.500 223225						
25	33	25	33			No.500 253312		No.500 253315	No.500 253316	No.500 253320	No.500 253325	No.500 253330	No.500 253335	No.500 253340	No.500 253350	No.500 253360			
30	38	30	38			No.500 303812		No.500 303815		No.500 303820	No.500 303825	No.500 303830	No.500 303835	No.500 303840	No.500 303850	No.500 303860			
35	45	35	45								No.500 354520	No.500 354525	No.500 354530	No.500 354535	No.500 354540	No.500 354550	No.500 354560		
40	50	40	+0.050 +0.025	50	+0.030 +0.011					No.500 405020	No.500 405025	No.500 405030	No.500 405035	No.500 405040	No.500 405050	No.500 405060	No.500 405070	No.500 405080	
45	55	45		55								No.500 455530	No.500 455535	No.500 455540	No.500 455550	No.500 455560			
50	60	50		60									No.500 506030	No.500 506035	No.500 506040	No.500 506050	No.500 506060	No.500 506070	No.500 506080

**MSB-JDB(500#) 标准轴承**  
Standard Series of MSB-JDB(500#)

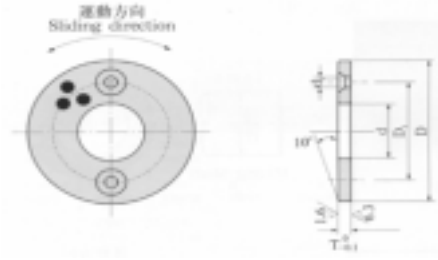
d	D	IdF7		ODm6		长度 L <sup>-0.10</sup> <sub>-0.30</sub>													
						30	35	40	50	60	70	80	100	120	130	140	150		
50	62	50	+0.050 +0.025	62	+0.030 +0.011	No.500 506230	No.500 506235	No.500 506240	No.500 506250	No.500 506260	No.500 506270								
50	65	50		65		No.500 506530		No.500 506540	No.500 506550	No.500 506560	No.500 506570	No.500 506580	No.500 5065100						
55	70	55	+0.060 +0.030	70				No.500 557040	No.500 557050	No.500 557060	No.500 557070								
60	74	60		74		No.500 607430	No.500 607435	No.500 607440	No.500 607450	No.500 607460	No.500 607470	No.500 607480							
60	75	60		75		No.500 607530	No.500 607535	No.500 607540	No.500 607550	No.500 607560	No.500 607570	No.500 607580	No.500 6075100						
63	75	63		75						No.500 637560	No.500 637570	No.500 637580							
65	80	65		80					No.500 658050	No.500 658060	No.500 658070	No.500 658080							
70	85	70		85				No.500 708535	No.500 708540	No.500 708550	No.500 708560	No.500 708570	No.500 708580	No.500 7085100					
70	90	70		90						No.500 709050	No.500 709060	No.500 709070	No.500 709080						
75	90	75		90							No.500 759060	No.500 759070	No.500 759080	No.500 7590100					
75	95	75	95		+0.035 +0.013				No.500 759560	No.500 759570	No.500 759580	No.500 7595100							
80	96	80	96					No.500 809640	No.500 809650	No.500 809660	No.500 809670	No.500 809680	No.500 8096100	No.500 8096120					
80	100	80	100					No.500 8010040	No.500 8010050	No.500 8010060	No.500 8010070	No.500 8010080	No.500 80100100	No.500 80100120			No.500 80100140		
90	110	90	110				No.500 9011030		No.500 9011050	No.500 9011060	No.500 9011070	No.500 9011080	No.500 90110100	No.500 90110120					
100	120	100	120							No.500 10012060	No.500 10012070	No.500 10012080	No.500 10012100	No.500 10012120			No.500 10012140		
110	130	110	130									No.500 11013080	No.500 110130100	No.500 110130120					
120	140	120	140									No.500 12014080	No.500 120140100	No.500 120140120					
125	145	125	145										No.500 125145100	No.500 125145120					
130	150	130	150			+0.040 +0.015							No.500 130150100		No.500 130150130				
140	160	140	160											No.500 140160100			No.500 140160140		
150	170	150	170										No.500 150170100				No.500 150170150		
160	180	160	180										No.500 160180100				No.500 160180150		

**MSB-JFB(500#) 标准翻边轴承**  
Standard Series of MSB-JFB(500#) Flanged



d	D	IDF7		ODm6		F	$l_1$ -0.10	长度 L <sup>-0.10 -0.30</sup>																
								15	20	25	30	35	40	50	60	80	100							
10	14	10	+0.040 +0.025	14	+0.040 +0.025	22	2	No.500F 1015	No.500F 1020															
12	18	12	+0.050 +0.032	18	+0.041 +0.028	25	3	No.500F 1215	No.500F 1220															
13	19	13		19		25		No.500F 1315	No.500F 1320															
14	20	14		20		27		No.500F 1415	No.500F 1420															
15	21	15		21		28		No.500F 1515	No.500F 1520	No.500F 1525	No.500F 1530													
16	22	16	+0.061 +0.040	22	+0.050 +0.034	29	5	No.500F 1615	No.500F 1620	No.500F 1625	No.500F 1630													
20	30	20		30		40		No.500F 2015	No.500F 2020	No.500F 2025	No.500F 2030		No.500F 2040											
25	35	25	+0.075 +0.050	35	+0.060 +0.041	45	7.5	No.500F 2515	No.500F 2520	No.500F 2525	No.500F 2530		No.500F 2540											
30	40	30		40		50			No.500F 3020	No.500F 3025	No.500F 3030	No.500F 3035	No.500F 3040	No.500F 3050										
31.5	40	31.5		40		60			No.500F 3120			No.500F 3135												
35	45	35		45		70			No.500F 3520		No.500F 3530		No.500F 3540	No.500F 3550										
40	50	40	+0.090 +0.060	50	+0.073 +0.051	65	10		No.500F 4020		No.500F 4030	No.500F 4050												
45	55	45		55		75					No.500F 4530	No.500F 4540	No.500F 4550	No.500F 4560										
50	60	50		60		80					No.500F 5030		No.500F 5040	No.500F 5050	No.500F 5060									
55	65	55		65		90							No.500F 5540		No.500F 5560									
60	75	60	+0.107 +0.072	75	+0.062 +0.043	90	10						No.500F 6040	No.500F 6050					No.500F 6080					
63	75	63		75	85															No.500F 6367				
70	85	70		85	105								No.500F 7050							No.500F 7080				
75	90	75		90	110															No.500F 7560				
80	100	80	+0.088 +0.063	100	+0.076 +0.054	120	10												No.500F 8060	No.500F 8080	No.500F 80100			
90	110	90		110		130														No.500F 9060	No.500F 9080			
100	120	100		120		150															No.500F 10080	No.500F 100100		
120	140	120		140		170															No.500F 12080	No.500F 120100		

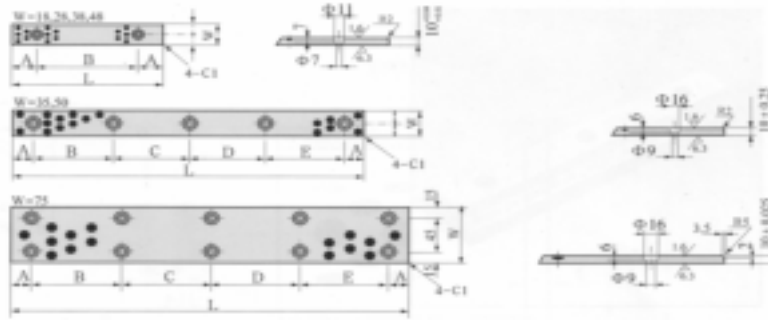
**MSB-JDB(500#) 标准止推垫片**  
 Standard Series of MSB-JTW(500#) Thrust Washers



Unit: mm

型号 Stanard No.	d	D	T <sub>-0.1</sub> <sup>0</sup>	螺栓Bolt					
				D	Qty	size	d <sub>i</sub>		
JTW500 -10	10.2	30	3	—	—	—	—		
JTW500 -12	12.2	40		28	2	M3	3.5		
JTW500 -13	13.2								
JTW500 -14	14.2								
JTW500 -15	15.2	50		35	2	M3	3.5		
JTW500 -16	16.2								
JTW500 -16N									
JTW500 -18	18.2								
JTW500 -20	20.2		35	2	M5	6			
JTW500 -20N									
JTW500 -25	25.2	55	40	2	M5	6			
JTW500 -25N									
JTW500 -30							30.2	60	45
JTW500 -35	35.2	70	50						
JTW500 -40	40.2	80	60	M6	7				
JTW500 -45	45.2	90	67.5						
JTW500 -50	50.3	100	8	75	4	M8	9		
JTW500 -55	55.3	110		85					
JTW500 -60	60.3	120		90					
JTW500 -65	65.3	125		95					
JTW500 -70	70.3	130	10	100	4	M8	9		
JTW500 -75	75.3	140		110					
JTW500 -80	80.3	150		120					
JTW500 -90	90.5	170		140					
JTW500 -100	100.5	190		160				M10	11
JTW500 -120	120.5	200		175					

**MSB-JSP500 标准滑道尺寸**  
Standard Series of MSB-JSP(500#) Slide

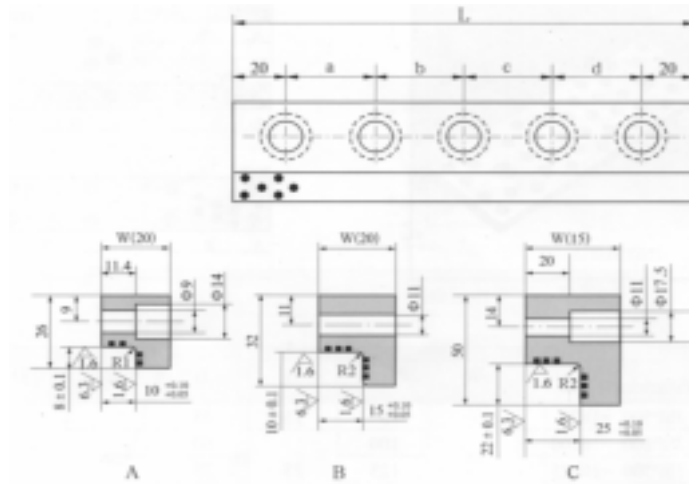


Unit: mm

型号 Standard No.	W	L	A	B	C	D	E	平头螺钉 Flat Head Screw	孔数 No. of Holes		
JSP500 -1875	18	75	15	45				M6	2		
JSP500 -18100		100		60							
JSP500 -18125		125	25	75							
JSP500 -18150		150		100							
JSP500 -2875	28	75	15	45						M8	3
JSP500 -28100		100		60							
JSP500 -28125		125	25	75							
JSP500 -28150		150		100							
JSP500 -35100	35	100	20	60				M8	4		
JSP500 -35150		150		55	55						
JSP500 -35200		200		55	50	55					
JSP500 -35250		250		70	70	70					
JSP500 -35300		300		65	65	65	65				
JSP500 -35350		350		80	75	75	80				
JSP500 -3875	38	75	15	45				M6	2		
JSP500 -38100		100		50							
JSP500 -38125		125	25	75							
JSP500 -38150		150		100							
JSP500 -4875	48	75	15	45						M8	3
JSP500 -48100		100		50							
JSP500 -48125		125	25	75							
JSP500 -48150		150		100							
JSP500 -50100	50	100	25	60				M8	4		
JSP500 -50150		150		55	55						
JSP500 -50200		200		55	50	55					
JSP500 -50250		250		70	70	70					
JSP500 -50300		300		65	65	65	65				
JSP500 -50400		400		90	90	90	90				
JSP500 -75150	75	150	20	110				M8	6		
JSP500 -75200		200		80	80						
JSP500 -75250		250		105	105						
JSP500 -75300		300		85	90	85					
JSP500 -75400		400		120							
JSP500 -75500		500		115	115	115	115				

# MSB-JSL500

Standard Series of MSB-JSL(500#)

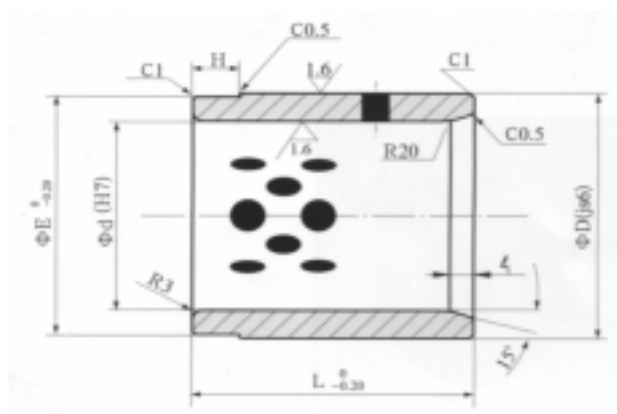


Unit: mm

型号 Code	W	L	螺栓Bolt				Size	Qty	Sketch
			a	b	c	d			
JSL500-20×100	20	100	60	—	—	—	M8	2	A
JSL500-20×150		150	55	55	—	—		3	
JSL500-20×200		200	55	50	55	—		4	
JSL500-30×100	30	100	60	—	—	—	M10	2	B
JSL500-30×150		150	55	55	—	—		3	
JSL500-30×200		200	55	50	55	—		4	
JSL500-30×250		250	70	70	70	—		4	
JSL500-45×200	45	200	55	50	55	—	M10	4	C
JSL500-45×250		250	70	70	70	—		4	
JSL500-45×300		300	65	65	65	65		5	
JSL500-45×350		350	80	75	75	80		5	

## MSB-HT250 标准轴承

Standard Series of MSB-HT250 Bushes



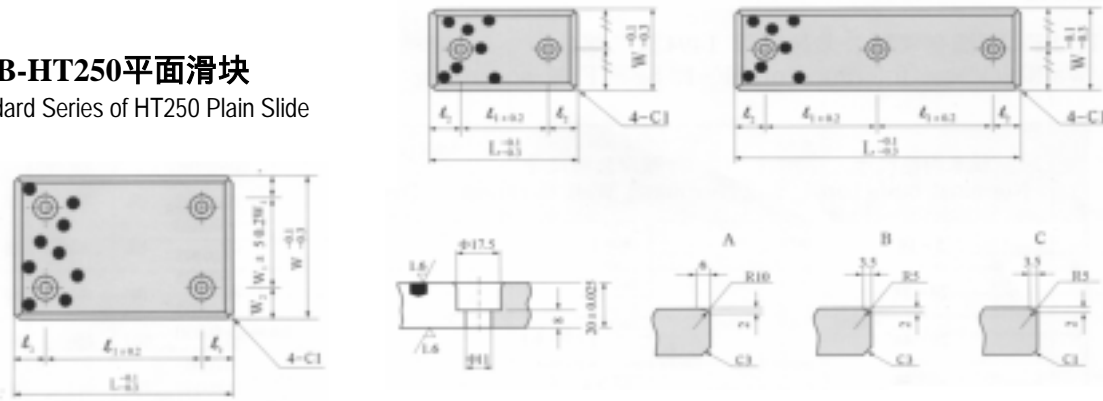
Unit: mm

序号 Item	型号 Code	尺寸规格 Specification	$\Phi D$	$\Phi d$	L	$\Phi E$	H	$t_1$
1	HT250-30	50×30×50	50	30	50	49	10	5
2	HT250-40	60×40×60	60	40	60	59	10	
3	HT250-50	70×50×75	70	50	75	69	15	
4	HT250-60	80×60×90	80	60	90	79	20	10
5	HT250-80	100×80×120	100	80	120	99	25	
6	HT250-100	120×100×150	120	100	150	119	25	
7	HT250-120	140×120×180	140	120	180	139	25	



# MSB-HT250平面滑块

Standard Series of HT250 Plain Slide



unit: mm

型号 Parts No.	W	L	W <sub>1</sub>	W <sub>2</sub>	l <sub>1</sub>	l <sub>2</sub>	孔数 No. of Holes	倒角形式 Chamfer Shape
MSB-HT250 -2875	28	75	—	—	45	15	2	C
MSB-HT250 -28100		100			50	25		
MSB-HT250 -28150		150			100			
MSB-HT250 -3875	38	75	—	—	45	15	2	
MSB-HT250 -38100		100			50	25		
MSB-HT250 -38150		150			100			
MSB-HT250 -4875	48	75	—	—	45	15	2	B
MSB-HT250 -48100		100			50	25		
MSB-HT250 -48125		125			75			
MSB-HT250 -48150		150			100	50	3	
MSB-HT250 -48200		200				25		
MSB-HT250 -48250		250						
MSB-HT250 -5875	58	75	—	—	45	15	2	A
MSB-HT250 -58100		100			50	25		
MSB-HT250 -58150		150			100			
MSB-HT250 -7575B	75	75	—	—	25	25	2	
MSB-HT250 -75100B		100			50			
MSB-HT250 -75125		125			75			
MSB-HT250 -75150		150			100			
MSB-HT250 -75200		200			150			
MSB-HT250 -100100		100			100			
MSB-HT250 -100125	125		75					
MSB-HT250 -100150	150		100					
MSB-HT250 -100200	200		150					
MSB-HT250 -100250	250		200					
MSB-HT250 -125125	125	125	75	25	75	25	4	
MSB-HT250 -125150		150	50	37.5	100			
MSB-HT250 -125200		200			150			
MSB-HT250 -125250		250			200			
MSB-HT250 -150150	150	150			100	25	100	25
MSB-HT250 -150200		200	150					
MSB-HT250 -150250		250	200					